



ISO 9001:2000 / AS9100 Certified  
Value Tool & Engineering, Inc  
2629 Foundation Dr  
South Bend, IN 46628  
Phone: 574-246-1913 Fax: 574-246-1914

Value Tool & engineering, Inc. Initial Interview Questions

As part of our Application process we require you answer the following questions to the best of your ability. This will help us determine placement and training.

Value Tool & engineering, Inc. Initial Interview Questions

Name: \_\_\_\_\_

Date: \_\_\_\_\_

1. Are you working now?
2. Why did you apply for a position at Value Tool & Engineering?
3. Which kind of employer, company or environment are you looking for?
4. Have you looked at our website?
5. Who do you rely on the most at work and what do you rely on them for?
6. What kinds of people do you get along with the best, and the kind you don't get along with?
7. What does it mean for someone to act professional?
8. Do you prefer working alone or with others?
9. Name the kinds of software you are familiar with.
10. Tell us about a rewarding experience you have had
11. What are you the most proud of?
12. Explain a time you overcame a large problem
13. What do you do away from work that you enjoy?
14. What do you stand for?
15. What do you do when you are asked to do something you know is wrong?
16. If a company needed to fill a higher position, that required more training, list 5 ways this position could be filled.

17. What kind of person would you hire?

18. Why do you work?

19. If you could do any job or anything you wanted, what would that be, and why?

20. What would you rather do?

- a. Read a book
- b. Watch TV
- c. Do a puzzle
- d. Go for a walk
- e. Other: \_\_\_\_\_

21. When hiring a person what would you consider to be the most important?

- a. Personality
- b. Skills
- c. Ability to learn
- d. Work ethic
- e. Other: \_\_\_\_\_
- f. Why did who choose your answer?

22. Math, not a requirement to obtain employment.

a.  $8 \times 41 =$  \_\_\_\_\_

b.  $108 \div 9 =$  \_\_\_\_\_

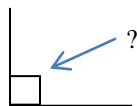
c.  $14621 + 19342$  \_\_\_\_\_

d.  $14621 - 19342$  \_\_\_\_\_

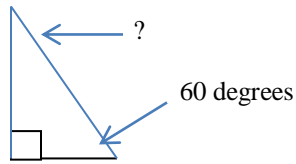
e.  $1.35 + 6.94$  \_\_\_\_\_

f.  $1.2 \times 4 =$  \_\_\_\_\_

g.  $1/4 + 1/8 =$  \_\_\_\_\_

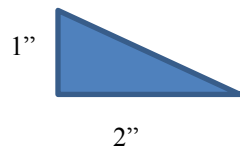


h. How many Degrees? \_\_\_\_\_



i. How many Degrees? \_\_\_\_\_

j.  $1/8 + .125 =$  \_\_\_\_\_



k. What is the area of this triangle? \_\_\_\_\_

l.  $11/64 - 1/8 =$  \_\_\_\_\_

m. What is a shape that has 6 equal sides called? \_\_\_\_\_

n. What is the fractional equivalent of .625? \_\_\_\_\_

23. How long did it take you to fill out this questionnaire?

24. When you are done, please put together top to bottom, your Application, Resume (if you have one) and the questionnaire. Staple it together before giving it to the receptionist.